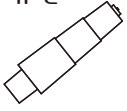


# ASSEMBLY INSTRUCTIONS



## Office Boffins

A-1PC



B-5PCS

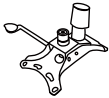


C-4PCS  
(22mm)



PRE-INSERTED

D-1PC



E-8PCS  
(18mm)

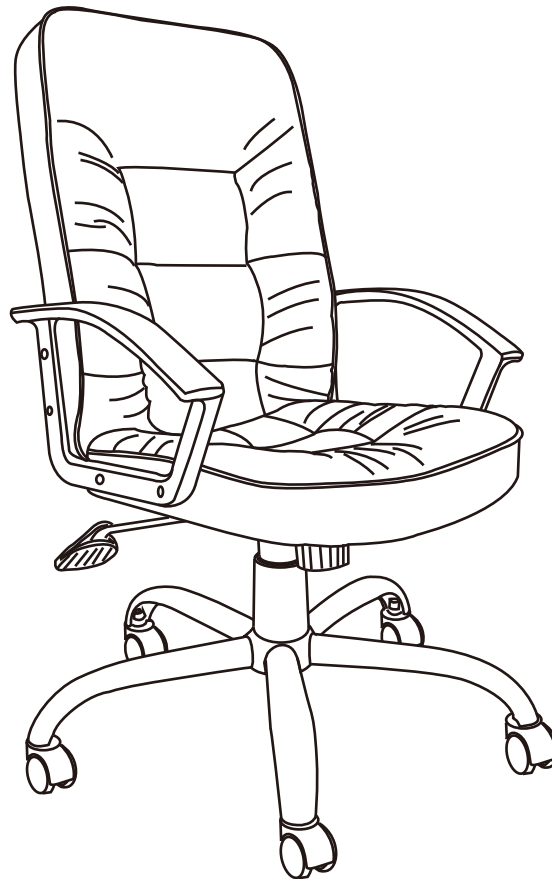


PRE-INSERTED

F-8PCS



G-1PC

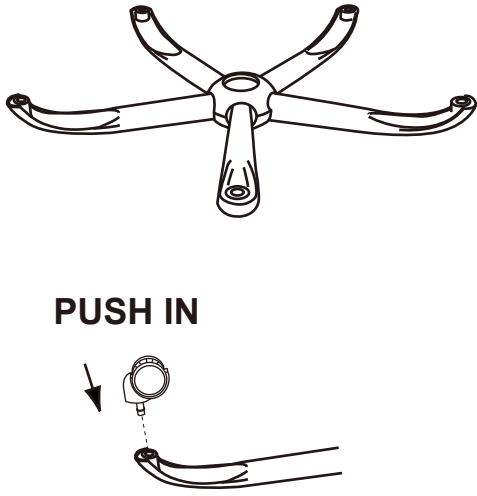
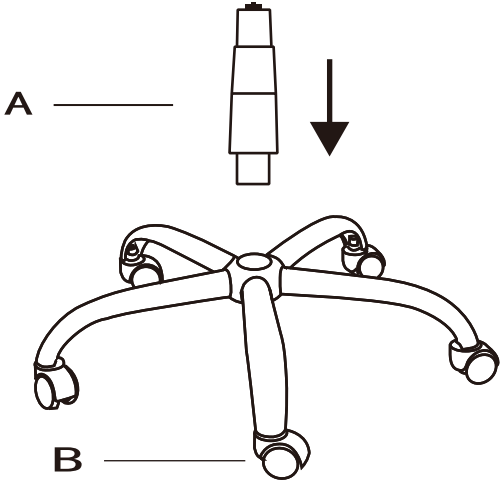
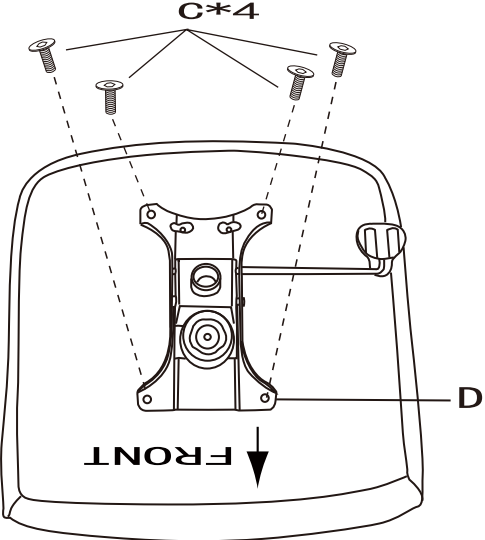
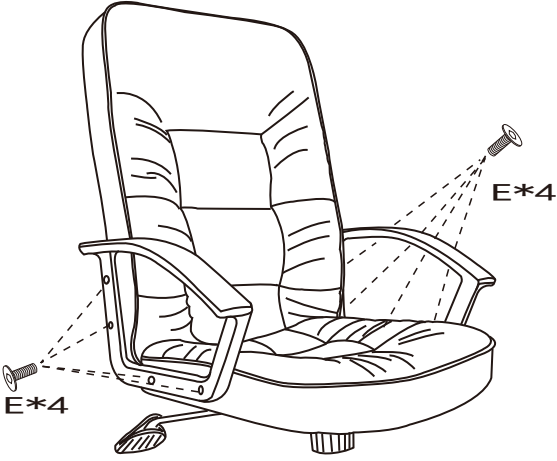
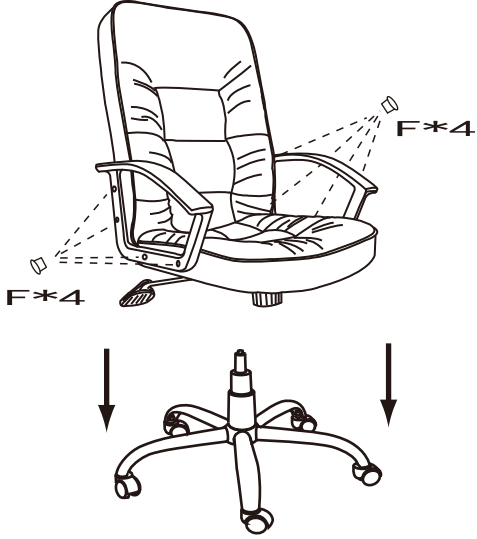


## PHO001

**PLEASE NOTE:**

The screws are pre-inserted into their correct holes to prevent them from being lost in transit. Please remove them before assembly using the allen key provided.

**Do not tighten bolts fully until you have completed assembly.  
DO NOT USE A POWER DRILL TO TIGHTEN THE SCREWS.  
TIGHTEN BY HAND WITH THE ALLEN KEY PROVIDED.**

<p><b>1</b></p> 	<p><b>2</b></p> 
<p><b>3</b></p> 	<p><b>4</b></p> 
<p><b>5</b></p> 	<p><b>WARNING</b></p> <ul style="list-style-type: none"> <li>• DO NOT STAND ON THIS CHAIR.</li> <li>• DO NOT USE THIS CHAIR AS A STEP LADDER.</li> <li>• USE THIS PRODUCT FOR SEATING ONE PERSON AT A TIME ONLY.</li> <li>• DO NOT USE THIS CHAIR UNLESS ALL BOLTS, SCREWS AND KNOBS ARE FIRMLY SECURED.</li> <li>• AT LEAST EVERY 6 MONTHS ,CHECK ALL BOLTS, SCREWS AND KNOBS TO BE SURE THEY ARE TIGHT.</li> <li>• IF PARTS ARE MISSING, BROKEN, DAMAGED OR WORN, STOP USING THIS PRODUCT UNTIL REPAIRS ARE MADE USING FACTORY AUTHORISED PARTS.</li> <li>• FAILURE TO FOLLOW THESE WARNINGS COULD RESULT IN SERIOUS INJURY.</li> </ul>